



1 Site Location Plan
1 : 1250



GENERAL NOTES:

This drawing is the property of BENCHMARK ARCHITECTS & is not to be reproduced other than for the purposes of this project without prior permission.
DO NOT SCALE EXCEPT FOR THE PURPOSES OF PLANNING.
 All dimensions should be checked and confirmed on site and any discrepancies reported to the architect. Any conflict or discrepancy between this drawing and any other information must also be reported and clarification sought.
 All works are to be carried out in accordance with current Codes of Practice and British Standards unless specifically directed otherwise. It is the design sub-contractors responsibility to ensure that all dimensions and details

are appropriate to their installation. This drawing or any comments within should not be mis-construed so as to relieve the sub-contractor of their responsibility.
 All materials and components are to comply with specifications and should achieve all design performance and tolerances stated in specifications.
HEALTH AND SAFETY INFORMATION
 All works should be carried out by a competent contractor working to an appropriate method statement and paying attention to current and relevant Construction (Design and Management) project documentation including the designers risk assessment.




Project Title: 495-499 Whippendell Road, Watford
 Drawing Title: Site Location Plan
 Client: Gateway Developments Ltd
 Date: July 2022
 Scale @ A3: 1 : 1250

Project No: RS22020
 Drawing No: 03-02-001
 Status: 03
 Revision:

Victoria House, 199 Aveluy Boulevard, Milton Keynes, MK9 1AU & 90 Dunstable St, Amphill, Bedford MK45 2JR | 01108 732200 | 01125 300612 | www.BENCHMARKARCHITECTS.com



APPLICATION SITE - - - - -



1 Site Plan Existing
1 : 500

GENERAL NOTES:

This drawing is the property of BENCHMARK ARCHITECTS & is not to be reproduced other than for the purposes of this project without prior permission.
DO NOT SCALE EXCEPT FOR THE PURPOSES OF PLANNING.
 All dimensions should be checked and confirmed on site and any discrepancies reported to the architect. Any conflict or discrepancy between this drawing and any other information must also be reported and clarification sought.
 All works are to be carried out in accordance with current Codes of Practice and British Standards unless specifically directed otherwise. It is the design sub-contractors responsibility to ensure that all dimensions and details

are appropriate to their installation. This drawing or any comments within should not be mis-construed so as to relieve the sub-contractor of their responsibility.
 All materials and components are to comply with specifications and should achieve all design performance and tolerances stated in specifications.
HEALTH AND SAFETY INFORMATION
 All works should be carried out by a competent contractor working to an appropriate method statement and paying attention to current and relevant Construction (Design and Management) project documentation including the designers risk assessment.



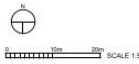
Project Title: 495-499 Whippendell Road, Watford
 Drawing Title: Site Plan Existing
 Client: Gateway Developments Ltd
 Date: July 2022
 Scale @ A3: 1 : 500

Project No: RS22020
 Drawing No: 03-02-002
 Status: 03
 Revision:

Victoria House, 199 Aveluy Boulevard, Milton Keynes, MK9 1AU & 90 Dunstable St, Amphill, Bedford MK45 2JR | 01108 732200 | 01125 300612 | www.BENCHMARKARCHITECTS.com



APPLICATION SITE - - - - -



1 Site Plan Proposed
1 : 500

GENERAL NOTES

This drawing is the property of BENCHMARK ARCHITECTS & is not to be reproduced other than for the purposes of this project without permission.

DO NOT SCALE EXCEPT FOR THE PURPOSES OF PLANNING. All dimensions should be measured and confirmed to the relevant documents and reports in the instance. Any conflict or discrepancy between the drawing and any other documents must always reported and clarification sought.

All works shall be completed in accordance with current Codes of Practice and British Standards unless specifically directed otherwise. It is the design team's responsibility to ensure that all dimensions and details

are appropriate to their respective. This drawing or any contents within it should not be misinterpreted to be to inform the sub-contractor of their responsibility.

All materials and components are to comply with specifications and should achieve design performance and standards stated in specifications.

HEALTH AND SAFETY INFORMATION: All works should be carried out by a competent contractor working to an appropriate method statement and planning consent to be agreed and relevant Construction (Design and Management) project documentation including the designers risk assessment.

BENCHMARK ARCHITECTS

Project File: 462-008 Whippendell Road, Warrford
Drawing No: Site Plan Proposed
Client: Soudry Developments Ltd
Date: July 2022
Scale: A2

Project No: RC220202
Drawing No: 03-02-003
Date: 05
Revision:



1 GF Plan Proposed
1 : 100



0 10m SCALE 1:100

GENERAL NOTES:

This drawing is the property of BENCHMARK ARCHITECTS & is not to be reproduced or used for any other purpose without permission.
 DO NOT SCALE EXCEPT FOR THE PURPOSES OF PLANNING.
 All dimensions should be checked and confirmed in site and any discrepancies reported to the architect. Any conflict or discrepancy between this drawing and any other information must also be reported and clarified on site.
 All works are to be carried out in accordance with current Codes of Practice and British Standards unless specifically directed otherwise. It is the design sub-contractors responsibility to ensure that all dimensions and details

are appropriate to their situation. This drawing or any contents herein should not be taken as a statement or warranty of responsibility, fitness for use or performance and the contractor shall be responsible for ensuring compliance with all applicable regulations and standards.
 HEALTH AND SAFETY INFORMATION
 All works should be carried out by a competent contractor working to an appropriate method statement and paying attention to current and relevant Construction Design and Management project documentation, including the designers risk assessment.



Project Title: 480-480 Walswood Road, Walsley
 Drawing Title: SA Ground Floor Plan
 Client: Schemes Developments Ltd
 Date: July 2022
 Scale: A2
 Project No: PR22022
 Drawing No: 03-03-010
 Status: 03
 Revision:



1 1F Plan Proposed
1:100



0 2.0m 4m SCALE 1:100

GENERAL NOTES

This drawing is the property of BENCHMARK ARCHITECTS & is not to be re-distributed without their prior written permission.

DO NOT SCALE DIMENSIONS FROM THE DRAWING. ALL DIMENSIONS SHOULD BE CHECKED AND CONFIRMED ON SITE AND ANY DISCREPANCIES REPORTED TO THE ARCHITECT. ANY WORKS OR DISCREPANCIES BETWEEN THIS DRAWING AND ANY OTHER INFORMATION MUST ALSO BE REPORTED AND CLARIFIED IMMEDIATELY.

All works shall be carried out in accordance with current Codes of Practice and Design Standards unless specifically directed otherwise. It is the design sub-contractors responsibility to ensure that all dimensions and details are correct.

It is approved to their satisfaction. This drawing or any contents thereof should not be used or construed as an endorsement of their responsibility.

All materials and components used to comply with specifications and should adhere to design performance and technical details in specifications.

HEALTH AND SAFETY INFORMATION

All works should be carried out by a competent contractor working to an appropriate method statement and party selection to submit and relevant Construction (Design and Management) project documentation including the designers risk assessment.

BENCHMARK
ARCHITECTS

Project Title: 100-000 Whippendell Road, Walsley
Drawing Title: 1F 1st Floor Plan
Client: Gateway Developments Ltd
Date: July 2022
Drawing A2

Project No: P022020
Drawing No: 03-03-011
Status: 03
Revision:



1 2F Plan Proposed
1 : 100



GENERAL NOTES
 This drawing is the property of BENCHMARK ARCHITECTS & is not to be reproduced other than for the purposes of this project named herein without permission.
 DO NOT SCALE EXCEPT FOR THE PURPOSES OF PLANNING.
 All dimensions should be checked and confirmed on site and any discrepancies reported to the architect. Any conflict or discrepancy between this drawing and any other information must also be reported and clarified in writing.
 All works are to be carried out in accordance with current Codes of Practice and Design Standards unless specifically detailed otherwise. It is the design sub-contractors responsibility to ensure that all dimensions and details

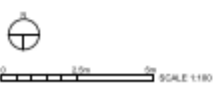
are appropriate to the submission. The drawing or any components which should not be re-used, modified, or used in whole or in part without the written consent of the architect.
 All materials and components are to comply with specifications and should achieve adequate performance and tolerances stated in specifications.
HEALTH AND SAFETY INFORMATION
 All works should be carried out by a competent contractor working to an appropriate method statement and paying attention to current and relevant Construction (Design and Management) project documentation including the designers risk assessment.



Project Title: 685-685 Widdowson Road, Vauxhall
 Drawing Title: 2F 2nd Floor Plan
 Client: Goveas Developments Ltd
 Date: July 2022
 Scale: A3
 Project No: P222228
 Drawing No: 03-03-012
 Status: 03
 Revision:



1 3F Plan Proposed
1 : 100



GENERAL NOTES

This drawing is the property of BENCHMARK ARCHITECTS & is not to be reproduced without their permission for the purposes of this project named below without permission.
DO NOT SCALE EXCEPT FOR THE PURPOSES OF PLANNING
 All dimensions should be checked and verified on site and any discrepancies reported to the architect. Any conflict or discrepancy between this drawing and any other information must also be reported and clarified on site.
 All works are to be carried out in accordance with current Codes of Practice and British Standards unless specifically directed otherwise. It is the design team's responsibility to ensure that all dimensions and details

are appropriate to their situation. The drawing or any components will be used as far as is reasonable for the architect's responsibility.
 All materials and components are to comply with specifications and provide appropriate storage performance and fire-resistance as stated in specifications.
HEALTH AND SAFETY INFORMATION
 All works should be carried out by a competent contractor working to an appropriate method statement and safety plan. It is the client's and relevant Contractor (Design and Management) project documentation including the designers risk assessment.



Project Title: 100-855 Wigglesford Road, Nuneaton
 Drawing Title: 3A 3rd Floor Plan
 Client: Science Developments Ltd
 Date: July 2022
 Drawn By: AJ
 Project No: PD22028
 Drawing No: 03-03-013
 Scale: A3
 Format:



1 4F Plan Proposed

1 : 100



0 5m SCALE 1:100

GENERAL NOTES

This drawing is the property of BENCHMARK ARCHITECTS & is not to be reproduced without their prior written permission.
 DO NOT SCALE EXCEPT FOR THE PURPOSES OF PLANNING.
 All dimensions should be checked and confirmed on site and any discrepancies reported to the architect. Any conflict or discrepancy between this drawing and any other information must also be reported and clarification sought.
 All works are to be carried out in accordance with current Codes of Practice and Codes. Standards unless specifically stated otherwise. It is the design sub-contractors responsibility to ensure that all dimensions and details

are appropriate to their situation. The drawing of any components shall be checked and verified on site as to allow the sub-contractor of their responsibility.
 All materials and components are to comply with specifications and should achieve an A2 or better performance and tolerance stated in specifications.
HEALTH AND SAFETY INFORMATION
 All works should be carried out by a competent contractor working to an appropriate method statement and paying attention to current and relevant Construction (Design and Management) project documentation including the designers risk assessment.



Project Title: 650-650 Wilton Road, Kyalami
 Drawing Title: 4F 4th Floor Plan
 Client: Goswami Developments Ltd
 Date: July 2022
 Scale: A3
 Project No: PR22023
 Drawing No: 03-03-014
 Status: 03
 Revision:



BENCHMARK
ARCHITECTS



BENCHMARK
ARCHITECTS



BENCHMARK
ARCHITECTS



BENCHMARK